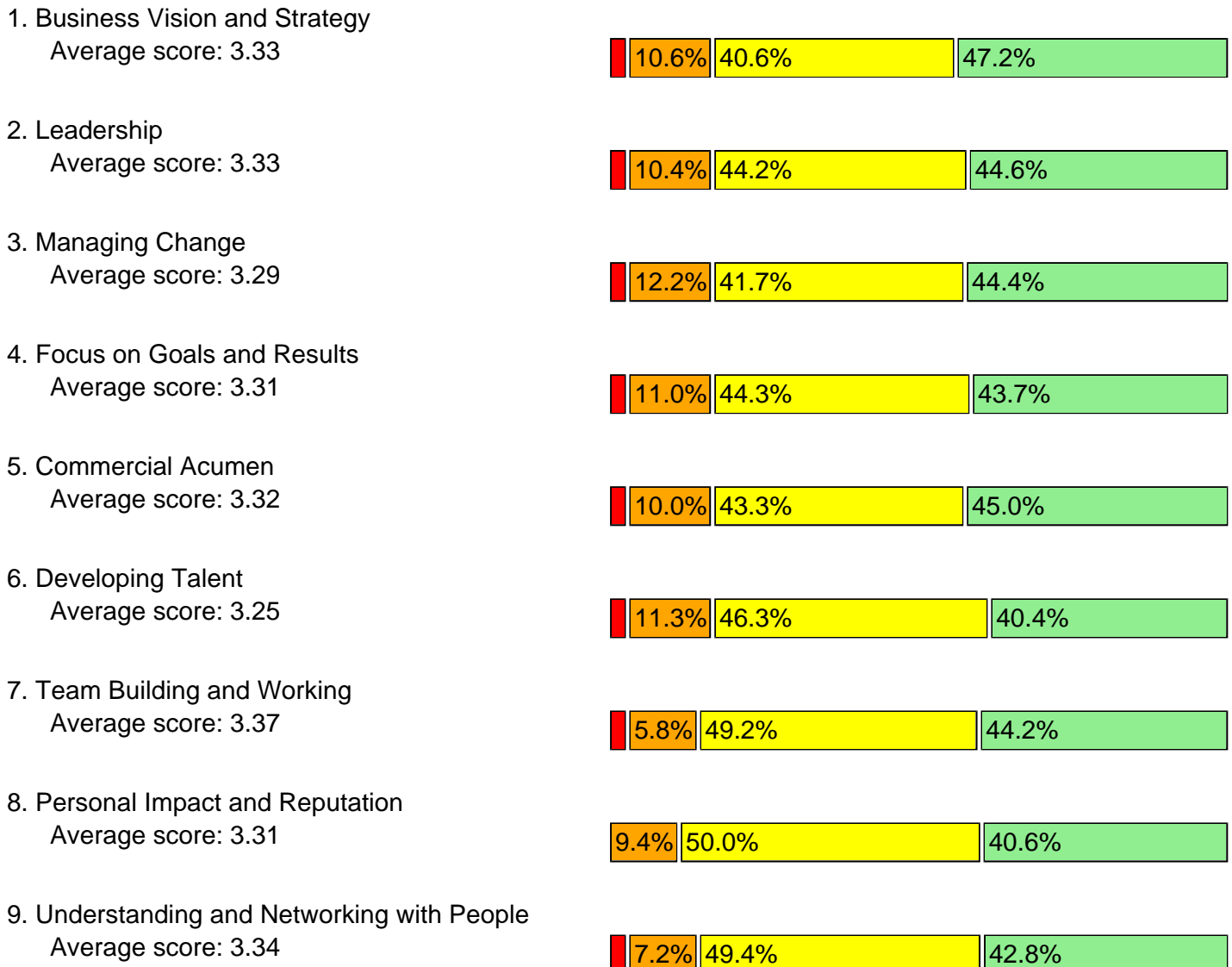
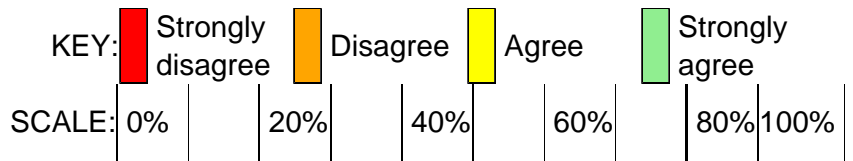


TPMG Leadership 2006

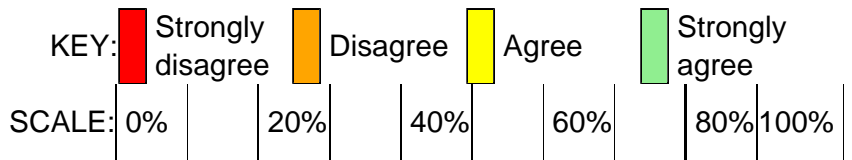
Year/s all
 Report axis Question Set
 Report axis range TPMG Leadership - Sample Questionnaire
 People who can read this report HR,

Cluster scores

(Please note: scores of less than 5% are not displayed on the chart bars.)




1. Business Vision and Strategy



(Please note: scores of less than 5% are not displayed on the chart bars.)

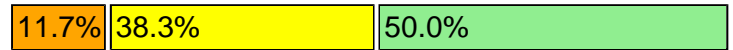
1. articulates a clear vision of the future for the business.

Average score: 3.37, number of responses: 60



2. uses in-depth knowledge of the market and the competition.

Average score: 3.38, number of responses: 60

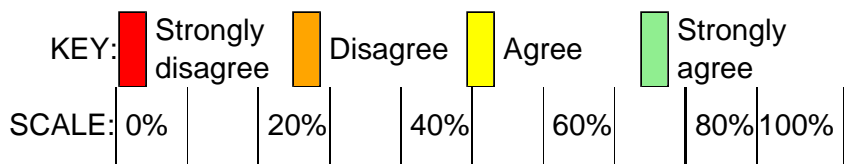


3. identifies clear directions and paths to make the vision happen.

Average score: 3.25, number of responses: 60



2. Leadership



(Please note: scores of less than 5% are not displayed on the chart bars.)

1. harnesses the energy and enthusiasm of teams and individuals.

Average score: 3.30, number of responses: 60



2. brings the vision to life for people in the organization - inspires them.

Average score: 3.30, number of responses: 60



3. sets high personal standards of performance and integrity.

Average score: 3.40, number of responses: 60

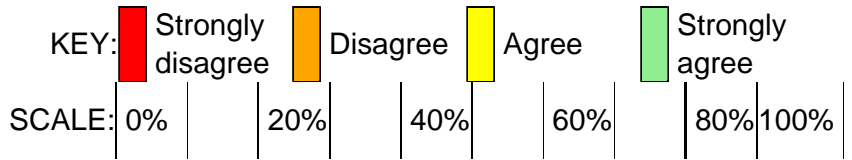


4. is prepared to lead in difficult or challenging situations.

Average score: 3.30, number of responses: 60



3. Managing Change



(Please note: scores of less than 5% are not displayed on the chart bars.)

1. anticipates the need for change and prepares the organization for it.

Average score: 3.02, number of responses: 60




2. constantly seeks improvement and new ways of achieving results.

Average score: 3.35, number of responses: 60

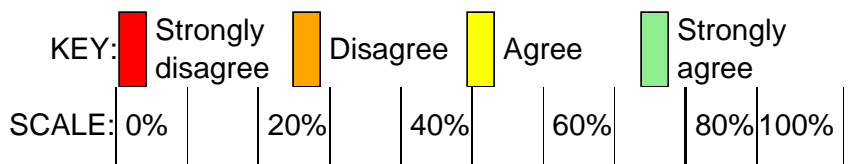


3. helps others to understand need for change and to be positive about it.

Average score: 3.50, number of responses: 60



4. Focus on Goals and Results



(Please note: scores of less than 5% are not displayed on the chart bars.)


1. clarifies what success will look like for the team and/or the organization.

Average score: 3.35, number of responses: 60



2. is energetic in achieving results.

Average score: 3.45, number of responses: 60



3. accepts responsibility for results.

Average score: 3.37, number of responses: 60



4. builds positive atmosphere in which effort is well directed and appreciated - celebrates success.

Average score: 3.37, number of responses: 60



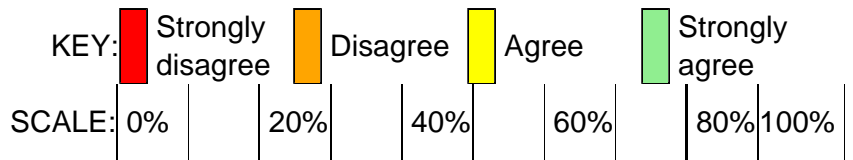
5. encourages reviews of results and feedback.

Average score: 3.00, number of responses: 60



5. Commercial Acumen

(Please note: scores of less than 5% are not displayed on the chart bars.)



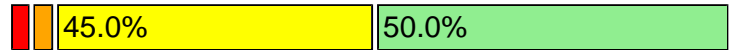
1. is expert in analysing business information and drawing informed conclusions.

Average score: 3.20, number of responses: 60



2. balances the different stakeholder interests in making decisions.

Average score: 3.43, number of responses: 60



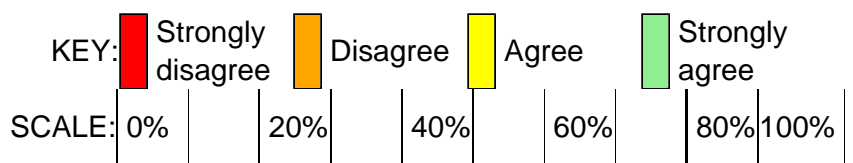
3. champions the interests of customers/clients.

Average score: 3.32, number of responses: 60



6. Developing Talent

(Please note: scores of less than 5% are not displayed on the chart bars.)



1. invests time in developing others.

Average score: 3.32, number of responses: 60



2. provides open and honest feedback to colleagues.

Average score: 3.28, number of responses: 60



3. identifies and nurtures talent for the organization's future.

Average score: 3.28, number of responses: 60

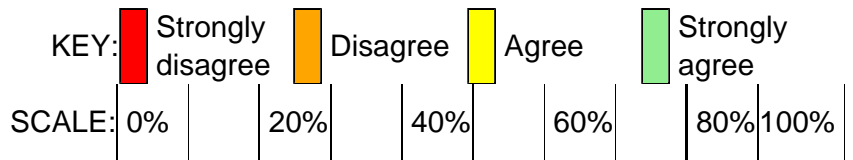


4. challenges others to fulfill their potential.

Average score: 3.12, number of responses: 60



7. Team Building and Working



(Please note: scores of less than 5% are not displayed on the chart bars.)

1. works collaboratively and supportively with colleagues - sharing key information.

Average score: 3.40, number of responses: 60



2. nurtures shared goals and purpose in the team.

Average score: 3.43, number of responses: 60



3. instinctively shares ideas and credit.

Average score: 3.43, number of responses: 60

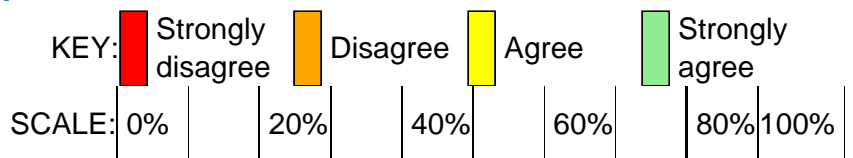


4. challenges the team to perform at its best.

Average score: 3.20, number of responses: 60



8. Personal Impact and Reputation



(Please note: scores of less than 5% are not displayed on the chart bars.)

1. is self-confident and prepared to take and support a stand.

Average score: 3.23, number of responses: 60



2. is widely regarded as trustworthy.

Average score: 3.52, number of responses: 60







3. aware of own impact on others.

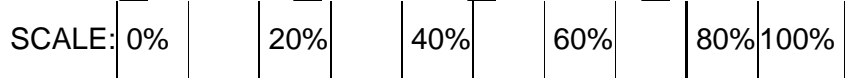
Average score: 3.18, number of responses: 60



9. Understanding and Networking with People

KEY:  Strongly disagree  Disagree  Agree  Strongly agree

(Please note: scores of less than 5% are not displayed on the chart bars.)



1. is an expert listener, using the range of questioning and summarising techniques.

Average score: 3.37, number of responses: 60



2. persuades people and gains their commitment.

Average score: 3.33, number of responses: 60



3. builds and cultivates new networks.

Average score: 3.33, number of responses: 60



History

Created by DrCeri Thomas/TPMG on 31/03/2006 15:17

Last edited by Richard Clothier/TPMG on

[more . . .](#)